

# Procedure

of

# Creating Turnitin Account

## 0. Register with ROAU

Register your name and the classes intended to use Turnitin to Academic Unit of Registrar Office (ROAU).

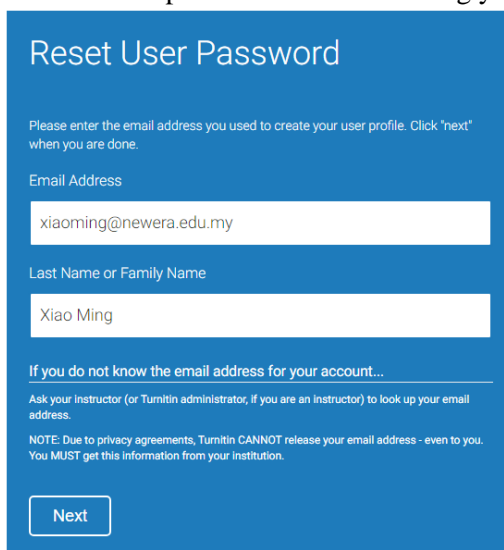
Use this link to submit your application: <https://forms.gle/AJxf6dsTzARJZvEJ7>.

## 1. Setup your Turnitin Lecturer Account password

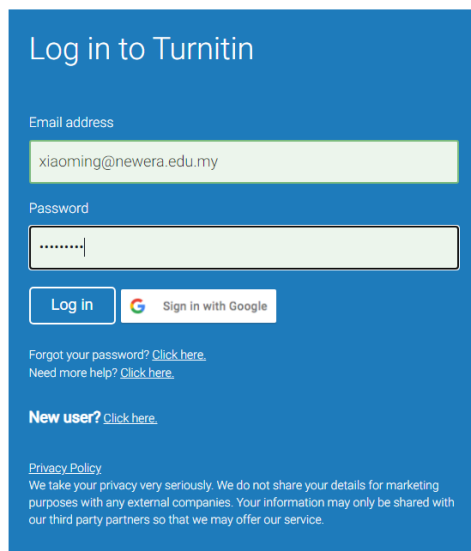
Upon approval of ROAU, Computer Centre will create your account in New Era University College Turnitin account.

Go to [Reset User Password](#) or clicking the Forget Password on the login page.

Enter your **email address** and the **Last Name** provided to NEUC during your Turnitin application.



The screenshot shows the 'Reset User Password' form. It has a blue header with the title 'Reset User Password'. Below the title, there is a instruction: 'Please enter the email address you used to create your user profile. Click "next" when you are done.' There are two input fields: 'Email Address' with the value 'xiaoming@newera.edu.my' and 'Last Name or Family Name' with the value 'Xiao Ming'. Below these fields, there is a link: 'If you do not know the email address for your account...'. Underneath, it says: 'Ask your instructor (or Turnitin administrator, if you are an instructor) to look up your email address.' A note follows: 'NOTE: Due to privacy agreements, Turnitin CANNOT release your email address - even to you. You MUST get this information from your institution.' At the bottom, there is a 'Next' button.



The screenshot shows the 'Log in to Turnitin' form. It has a blue header with the title 'Log in to Turnitin'. There are two input fields: 'Email address' with the value 'xiaoming@newera.edu.my' and 'Password' with a masked password '.....'. Below the password field, there is a 'Log in' button and a 'Sign in with Google' button. At the bottom, there are links: 'Forgot your password? Click here.', 'Need more help? Click here.', and 'New user? Click here.'. A 'Privacy Policy' link is also present, followed by a short paragraph: 'We take your privacy very seriously. We do not share your details for marketing purposes with any external companies. Your information may only be shared with our third party partners so that we may offer our service.'

Follow the instruction in the email to create your new password.

You may use this function to reset your password if you cannot recall your password.

## 2. Setting up your Turnitin Account

Enter your email address and the password you have created on the step above, click “Log In” to login.

You are required to answer some question to setup your password recovery questions. Click on the Next button proceed.

Welcome to Turnitin!

You have been added as an instructor to the account **New Era College**.

Before you can get started, we want to confirm your user information and give you the chance to set up your secret question and answer. Please feel free to change any other information as needed.

When you are done, click "next" to continue.

**your email .**

**Secret question .**


**Question answer .**

**your first name .**

**your last name .**

Next

After accepting the Turnitin End-User License Agreement, you may login into your Turnitin account, you may start adding your classes by clicking the “Add Class” button on the top-left corner.



XIAO MING | User Info | Messages | Instructor ▼ | English ▼ | Community | ? Help | Logout

All Classes
Join Account (TA)

NOW VIEWING: HOME

About this page  
This is your instructor homepage. To create a class, click the "Add Class" button. To display a class's assignments and papers, click the class's name.

New Era College
+ Add Class

All Classes
Expired Classes
Active Classes

Class ID	Class name	Status	Start Date	End Date	Statistics	Edit	Copy	Delete
19032120	183 - GENL111 - 信息与通讯科技 Communication in IC...	Inactive	08-Sep-2018	08-Mar-2019				
19032128	183 - GENL111 - 信息与通讯科技 Communication in IC...	Inactive	08-Sep-2018	08-Mar-2019				

### 3. Login your Turnitin Account

The setup process is now done, you can start using Turnitin now.

You may bookmark the link <https://www.turnitin.com/> for your convenience.